

Placement Rates

2019

This report contains placement rates for the DO & DONW 2019 graduating class as of August 2019. Placement rates are presented by specialty type, location, and program.

DO/DONW 2019

College of Osteopathic Medicine of the Pacific (All Campuses)

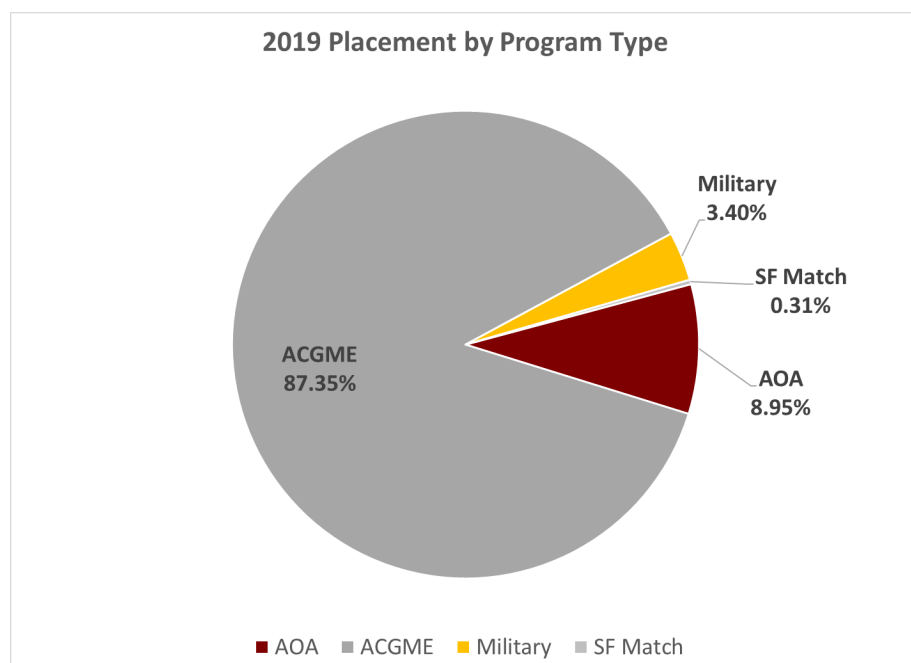
Placement Rates (2015 to 2019)

Class	Total Graduates	Placement Rate
DO/DONW Class of 2019	328	98.8%
DO/DONW Class of 2018	322	98.4%
DO/DONW Class of 2017	304	99.0%
DO/DONW Class of 2016	313	100.0%
DO/DONW Class of 2015	320	99.7%

Class of 2019 Placement Rates

The DO/DONW class of 2019 is comprised of 328 students, four of whom deferred their placement to the 2020 cycle. The chart below details the placement rate for the 324 DO/DONW 2019 students that participated in the 2019 cycle by program/placement type.

Program	2019
AOA	29
ACGME	283
Military	11
SF Match	1
Did Not Place	4
Total Placed:	324
Placement Rate:	98.8%



Choice

Of the 324 students who placed after their participation in a match program in 2019, 317 placed into a residency program. Forty-two students (13%) opted not to answer a survey question about if their placement was their first choice or one of their top three choices. Of the 275 students that responded, 148 (54%) stated that their placement was their first choice and 82 (30%) stated that their placement was one of their top three choices. Only 45 (16%) students responded that their placement was not one of their top three choices.

Placement by Specialty

Specialty	Total Placed	% of Total
Anesthesiology	16	4.94%
Child Neurology	2	0.62%
Dermatology	5	1.54%
Diagnostic Radiology	8	2.47%
Emergency Medicine	38	11.73%
Emergency Medicine/Osteopathic	2	0.62%
Family Medicine	79	24.38%
Family Medicine/Osteopathic	1	0.31%
Family Medicine/Osteopathic Neuromusculoskeletal Medicine	1	0.31%
Family Medicine/Preventative Medicine	1	0.31%
Family Medicine/Rural Medicine	1	0.31%
Internal Medicine	72	22.22%
Internal Medicine/Pediatric	2	0.62%
Internal Medicine/Psychiatry	1	0.31%
Interventional Radiology	1	0.31%
Neurology	10	3.09%
Obstetrics and Gynecology	8	2.47%
Ophthalmology	1	0.31%
Orthopedic Surgery	2	0.62%
Pathology	1	0.31%
Pathology – Anatomic and Clinical	3	0.93%
Pediatrics	19	5.86%
Physical Medicine and Rehabilitation	6	1.85%
Psychiatry	29	8.95%
Surgery-General	7	2.16%
Traditional Rotation Internship	5	1.54%
Preliminary Year - Surgery	2	0.62%
Other	1	0.31%
Total:	324	100.00%
Total Primary Care*:	177	
Primary Care %:	54.6%	

*Based on HRSA definition of primary care specialties.

Placement by Location/Program

Location/Program	Total	% of Total
Arizona	14	4.32%
Canyon Vista Medical Center	4	1.23%
Creighton University Affiliated Hospitals	2	0.62%
Creighton University/Maricopa Medical Center	1	0.31%
Honor Health	1	0.31%
University of Arizona College of Medicine - Tucson	5	1.54%
University of Arizona COM at South Campus	1	0.31%
Arkansas	1	0.31%
Unity Health - Arkansas	1	0.31%
California	131	40.43%
Adventist Health	1	0.31%
Adventist Health White Memorial	2	0.62%
Arrowhead Regional Medical Center	4	1.23%
Childrens Hospital Los Angeles	1	0.31%
Citrus Valley Health Partners	3	0.93%
College Medical Center	3	0.93%
Community Memorial Health System	4	1.23%
Desert Regional Medical Center	4	1.23%
Dignity Health Northridge Hospital Medical Center	1	0.31%
Eisenhower Medical Center	2	0.62%
Harbor-UCLA Medical Center	5	1.54%
Hemet Valley Medical Center	2	0.62%
John Muir Health	3	0.93%
Kaiser Permanente - Fontana	6	1.85%
Kaiser Permanente - Los Angeles	5	1.54%
Kaiser Permanente - Pasadena	3	0.93%
Kaiser Permanente - Riverside	2	0.62%
Kaiser Permanente - San Diego	1	0.31%
Kaiser Permanente - Santa Ana	2	0.62%
Kaweah Delta Health Care District	6	1.85%
Loma Linda University Medical Center	9	2.78%
Marian Regional Medical Center	6	1.85%
Mercy Medical Center	1	0.31%
Natividad Medical Center	1	0.31%
Navy Medical Center San Diego	1	0.31%
Olive View - UCLA Medical Center	1	0.31%
PIH Health Hospital - Downey	3	0.93%
PIH Whittier	1	0.31%
Pomona Valley Hospital Medical Center	2	0.62%
Riverside Community Hospital	1	0.31%
Riverside University Health System	4	1.23%
Scripps Mercy Hospital	4	1.23%
St. Mary Medical Center	3	0.93%

Location/Program	Total	% of Total
Stanford University Programs	3	0.93%
Sutter Medical Center	1	0.31%
UC Davis Medical Center	4	1.23%
UC Irvine Medical Center	9	2.78%
UC Riverside SOM-CA	2	0.62%
UC San Diego Med Ctr-CA	1	0.31%
University of California, San Francisco - Fresno	4	1.23%
UCLA Med Ctr-CA	1	0.31%
UHS So California Med Ed Consortium	6	1.85%
Valley Childrens Healthcare-CA	2	0.62%
West Anaheim Medical Center	1	0.31%
Colorado	1	0.31%
Parkview Medical Center	1	0.31%
Connecticut	1	0.31%
Eastern Connecticut Health Network - Manchester Memorial Hospital	1	0.31%
District of Columbia	3	0.93%
George Washington University	1	0.31%
Howard University Hospital	2	0.62%
Florida	10	3.09%
HCA West Florida St. Petersburg General Hospital	1	0.31%
Memorial Healthcare System	1	0.31%
NCH Healthcare System	1	0.31%
Oak Hill Hospital	2	0.62%
Palm Beach Consortium Graduate Medical Education	1	0.31%
St. Petersburg General Hospital	1	0.31%
UF Health Shands Hospital	1	0.31%
University of Florida	1	0.31%
University of South Florida	1	0.31%
Georgia	1	0.31%
Medical College of Georgia	1	0.31%
Hawaii	6	1.85%
Tripler Army Medical Center	4	1.23%
University of Hawaii	2	0.62%
Idaho	4	1.23%
Bingham Memorial Medical Center	2	0.62%
Family Medicine Residency of Idaho - Boise	1	0.31%
Family Medicine Residency of Idaho - Caldwell	1	0.31%
Illinois	5	1.54%
MacNeal Hospital	1	0.31%
Presence Resurrection Medical Center	1	0.31%
Presence Saint Francis Hospital	1	0.31%
SIU School of Medicine Family Medicine Residency	1	0.31%
University of Illinois College of Medicine at Peoria	1	0.31%
Indiana	2	0.62%
Community Health Network	2	0.62%

Location/Program	Total	% of Total
Kansas	3	0.93%
Kansas University Medical Center	1	0.31%
University of Kansas SOM – Kansas City	1	0.31%
University of Kansas School of Medicine	1	0.31%
Kentucky	1	0.31%
University of Louisville	1	0.31%
Maine	1	0.31%
Northern Light Eastern Maine Medical Center	1	0.31%
Maryland	2	0.62%
Johns Hopkins Hospital	1	0.31%
The Greater Baltimore Medical Center	1	0.31%
Massachusetts	4	1.23%
Baystate Medical Center	2	0.62%
University of Massachusetts	1	0.31%
University of Massachusetts Medical Center - Baystate	1	0.31%
Michigan	13	4.01%
Ascension Macomb-Oakland Hospital	1	0.31%
Beaumont Health	3	0.93%
Central Michigan University	2	0.62%
Henry Ford Allegiance Health	1	0.31%
McLaren Bay Region	1	0.31%
St. Joseph Mercy Livingston	1	0.31%
University of Michigan	1	0.31%
Western Michigan University Stryker School of Medicine	3	0.93%
Minnesota	3	0.93%
Hennepin County Medical Center	1	0.31%
University of Minnesota Medical School	2	0.62%
Mississippi	2	0.62%
Keesler Medical Center AFB	1	0.31%
University Hosps-Jackson-MS	1	0.31%
Missouri	1	0.31%
St. Louis University	1	0.31%
Nebraska	1	0.31%
University of Nebraska Medical Center	1	0.31%
Nevada	7	2.16%
Sunrise Health GME Consortium	2	0.62%
University of Nevada, Las Vegas SOM	3	0.93%
UNLV/Nellis Air Force Base	1	0.31%
Valley Hospital Medical Center	1	0.31%
New Jersey	4	1.23%
Hackensack University Medical Center	1	0.31%
Hunterdon Medical Center	1	0.31%
Rowan University School of Medicine	2	0.62%
New Mexico	1	0.31%
University of New Mexico SOM	1	0.31%

Location/Program	Total	% of Total
New York	16	4.94%
Albany Medical Center	1	0.31%
Icahn School of Medicine at Mount Sinai	2	0.62%
Maimonides Medical Center	1	0.31%
Metropolitan Health Center	1	0.31%
Montefiore Medical Center	1	0.31%
New York-Presbyterian/Queens	1	0.31%
NYU School Of Medicine	1	0.31%
SBH Health System Bronx	2	0.62%
Stony Brook Teaching Hospitals	1	0.31%
University of Rochester Medical Center/Strong Memorial	2	0.62%
Zucker SOM - Northwell NS	1	0.31%
Zucker SOM-Northwell Mather Hosp-NY	1	0.31%
Zucker SOM-Northwell Staten Island Univ-NY	1	0.31%
North Carolina	1	0.31%
New Hanover Regional Medical Center	1	0.31%
Ohio	13	4.01%
Adena Health System	1	0.31%
Case Western/University Hospitals Cleveland Medical Center	1	0.31%
Cleveland Clinic Foundation	2	0.62%
Fairfield Medical Center	1	0.31%
Kettering Medical Center	1	0.31%
Nationwide Children's Hospital	1	0.31%
Ohio Health Doctors Hospital	2	0.62%
St. Joseph Warren Hospital	1	0.31%
Summa Medical Education	1	0.31%
University Hosps Osteo Consortium-OH	1	0.31%
Wright Patterson AFB	1	0.31%
Oklahoma	2	0.62%
Norman Regional Health System	1	0.31%
U Oklahoma COM-OK City	1	0.31%
Oregon	21	6.48%
Good Samaritan Regional Medical Center	7	2.16%
Legacy Emanuel/Good Samaritan	3	0.93%
Oregon Health & Science University	5	1.54%
Oregon Health & Science University/Cascades East	1	0.31%
Providence Health	1	0.31%
Providence Milwaukie Hospital	2	0.62%
Providence St. Vincent	2	0.62%
Pennsylvania	8	2.47%
Albert Einstein Medical Center	1	0.31%
Geisinger Health System	1	0.31%
Penn State Hershey Medical Center	4	1.23%
UPMC Shadyside Hospital	1	0.31%
Washington Health System	1	0.31%

Location/Program	Total	% of Total
Rhode Island	2	0.62%
Kent Hospital	2	0.62%
South Carolina	3	0.93%
Medical University of South Carolina	1	0.31%
Palmetto Health	2	0.62%
Texas	13	4.01%
Baylor Scott & White Health	1	0.31%
Baylor University Medical Center	1	0.31%
Brooke Army Medical Center	1	0.31%
Medical City Fort Worth	1	0.31%
San Antonio Military Medical Center	1	0.31%
Texas Institute for Graduate Medical Education and Research	1	0.31%
University of Texas at Austin Dell Medical School	2	0.62%
University of Texas Health Sciences Campus – San Antonio	1	0.31%
University of Texas Medical School -Houston	2	0.62%
University of Texas Southwestern Medical School	2	0.62%
Utah	2	0.62%
University of Utah	2	0.62%
Virginia	4	1.23%
Carilion Clinic	2	0.62%
LewisGale Hospital Montgomery	1	0.31%
Virginia Commonwealth University Health System	1	0.31%
Washington	14	4.32%
Community Health Care	1	0.31%
East Pierce Family Medicine Residency	1	0.31%
Madigan Army Medical Center	1	0.31%
PeaceHealth Southwest Medical Center	1	0.31%
Providence Sacred Heart Medical Center	1	0.31%
Providence St. Peter Hospital	1	0.31%
Skagit Regional Health	1	0.31%
Trios Health	1	0.31%
Trios Southridge Hospital	2	0.62%
University of Washington Affiliated Hospitals	2	0.62%
Virginia Mason Medical Center	2	0.62%
Wisconsin	2	0.62%
University of Wisconsin Hospitals and Clinics	2	0.62%
Wyoming	1	0.31%
University of Wyoming, Cheyenne	1	0.31%
Grand Total	324	100.00%

College of Osteopathic Medicine of the Pacific (Pomona Campus)

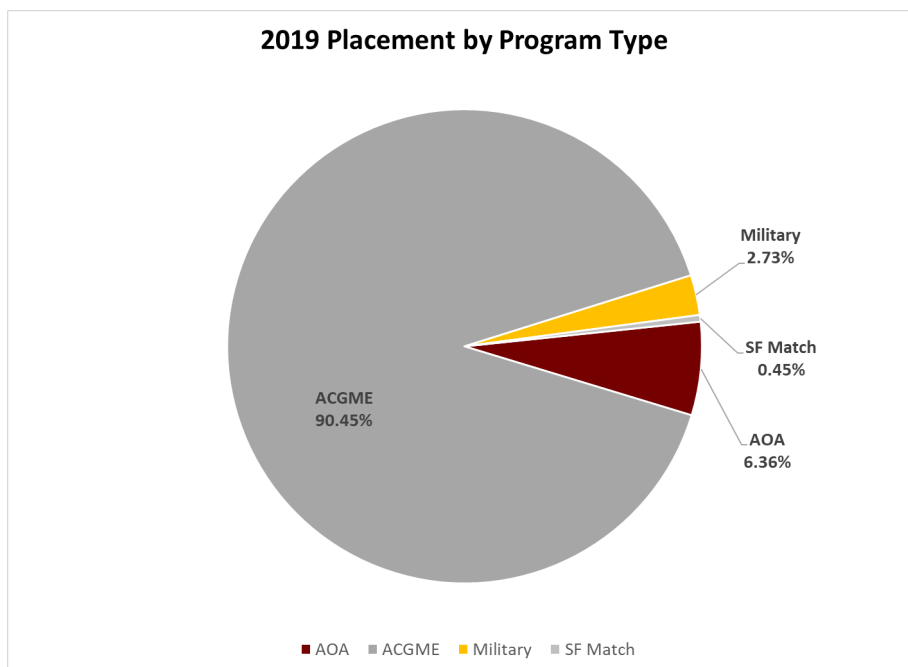
Placement Rates (2015 to 2019)

Class	Total Graduates	Placement Rate
DO Class of 2019	224	98.2%
DO Class of 2018	222	97.7%
DO Class of 2017	209	98.6%
DO Class of 2016	208	100.0%
DO Class of 2015	224	99.5%

Class of 2019 Placement Rates

The DO class of 2019 is comprised of 224 students, four of whom deferred their placement to the 2020 cycle. The chart below details the placement rate for the 220 DO 2019 students that participated in the 2019 cycle by program/placement type.

Program	2019
AOA	14
ACGME	199
Military	6
SF Match	1
Did Not Place	4
Total Placed:	220
Placement Rate:	98.2%



Choice

Of the 220 students who placed after their participation in a match program in 2019, 216 placed into a residency program. Twenty-five students (12%) opted not to answer a survey question about if their placement was their first choice or one of their top three choices. Of the 191 students that responded, 96 (50%) stated that their placement was their first choice and 58 (30%) stated that their placement was one of their top three choices. Only 37 (19%) students responded that their placement was not one of their top three choices.

Placement by Specialty

Specialty	Total Placed	% of Total
Anesthesiology	14	6.36%
Child Neurology	1	0.45%
Dermatology	1	0.45%
Diagnostic Radiology	7	3.18%
Emergency Medicine	20	9.09%
Emergency Medicine/Osteopathic	2	0.91%
Family Medicine	55	25.00%
Family Medicine/Osteopathic	1	0.45%
Internal Medicine	51	23.18%
Internal Medicine/Pediatrics	1	0.45%
Internal Medicine/Psychiatry	1	0.45%
Neurology	7	3.18%
Obstetrics and Gynecology	5	2.27%
Ophthalmology	1	0.45%
Orthopedic Surgery	2	0.91%
Pathology	1	0.45%
Pediatrics	12	5.45%
Physical Medicine and Rehabilitation	4	1.82%
Psychiatry	24	10.91%
Surgery-General	5	2.27%
Traditional Rotating Internship	4	1.82%
Other	1	0.45%
Total:	220	100.00%
Total Primary Care*:	121	
Primary Care %:	55%	

**Based on HRSA definition of primary care specialties.*

Placement by Location/Program

Location/Program	Total	% of Total
Arizona	9	4.09%
Canyon Vista Medical Center	1	0.45%
Creighton University Affiliated Hospitals	3	1.36%
University of Arizona College of Medicine – Tucson	4	1.82%
University of Arizona COM at South Campus	1	0.45%
Arkansas	1	0.45%
Unity Health - Arkansas	1	0.45%
California	117	53.18%
Adventist Health	1	0.45%
Adventist Health White Memorial	2	0.91%
Arrowhead Regional Medical Center	4	1.82%
Childrens Hospital Los Angeles	1	0.45%
Citrus Valley Health Partners	3	1.36%
College Medical Center	3	1.36%
Community Memorial Health System	3	1.36%
Desert Regional Medical Center	3	1.36%
Dignity Health Northridge Hospital Medical Center	1	0.45%
Eisenhower Medical Center	1	0.45%
Harbor-UCLA Medical Center	4	1.82%
John Muir Health	3	1.36%
Kaiser Permanente - Fontana	6	2.73%
Kaiser Permanente - Los Angeles	5	2.27%
Kaiser Permanente - Pasadena	2	0.91%
Kaiser Permanente - Riverside	2	0.91%
Kaiser Permanente - San Diego	1	0.45%
Kaiser Permanente - Santa Ana	2	0.91%
Kaweah Delta Health Care District	6	2.73%
Loma Linda University Medical Center	7	3.18%
Marian Regional Medical Center	5	2.27%
Mercy Medical Center	1	0.45%
Natividad Medical Center	1	0.45%
Navy Medical Center San Diego	1	0.45%
Olive View - UCLA Medical Center	1	0.45%
PIH Health Hospital - Downey	3	1.36%
PIH Whittier	1	0.45%
Pomona Valley Hospital Medical Center	2	0.91%
Riverside Community Hospital	1	0.45%
Riverside University Health System	4	1.82%
Scripps Mercy Hospital	4	1.82%
St. Mary Medical Center	3	1.36%
Stanford University Programs	3	1.36%
Sutter Medical Center	1	0.45%

Location/Program	Total	% of Total
UC Davis Medical Center	3	1.36%
UC Irvine Medical Center	9	4.09%
UC Riverside SOM-CA	2	0.91%
UC San Diego Med Ctr-CA	2	0.91%
University of California, San Francisco - Fresno	3	1.36%
UCLA Med Ctr-CA	1	0.45%
UHS So California Med Ed Consortium	3	1.36%
Valley Childrens Healthcare-CA	2	0.91%
West Anaheim Medical Center	1	0.45%
Connecticut	1	0.45%
Eastern Connecticut Health Network - Manchester Memorial Hospital	1	0.45%
District of Columbia	3	1.36%
George Washington University	1	0.45%
Howard University Hospital	2	0.91%
Florida	8	3.64%
HCA West Florida St. Petersburg General Hospital	1	0.45%
NCH Healthcare System	1	0.45%
Oak Hill Hospital	2	0.91%
Palm Beach Consortium Graduate Medical Education	1	0.45%
UF Health Shands Hospital	1	0.45%
University of Florida	1	0.45%
University of South Florida	1	0.45%
Georgia	1	0.45%
Medical College of Georgia	1	0.45%
Hawaii	6	2.73%
Tripler Army Medical Center	4	1.82%
University of Hawaii	2	0.91%
Illinois	2	0.91%
MacNeal Hospital	1	0.45%
Presence Saint Francis Hospital	1	0.45%
Indiana	1	0.45%
Community Health Network	1	0.45%
Kansas	1	0.45%
University of Kansas SOM – Kansas City	1	0.45%
Maryland	1	0.45%
Johns Hopkins Hospital	1	0.45%
Massachusetts	2	0.91%
Baystate Medical Center	2	0.91%
Michigan	2	0.91%
Central Michigan University	1	0.45%
Western Michigan University Stryker School of Medicine	1	0.45%
Mississippi	1	0.45%
University Hosps-Jackson-MS	1	0.45%
Missouri	1	0.45%
St. Louis University	1	0.45%

Location/Program	Total	% of Total
Nevada	6	2.73%
Sunrise Health GME Consortium	2	0.91%
University of Nevada, Las Vegas SOM	3	1.36%
Valley Hospital Medical Center	1	0.45%
New Jersey	2	0.91%
Hunterdon Medical Center	1	0.45%
Rowan University School of Medicine	1	0.45%
New Mexico	1	0.45%
University of New Mexico SOM	1	0.45%
New York	14	6.36%
Albany Medical Center	1	0.45%
Icahn School of Medicine at Mount Sinai	2	0.91%
Maimonides Medical Center	1	0.45%
Metropolitan Health Center	1	0.45%
Montefiore Medical Center	1	0.45%
New York-Presbyterian/Queens	1	0.45%
NYU School Of Medicine	1	0.45%
SBH Health System Bronx	2	0.91%
Stony Brook Teaching Hospitals	1	0.45%
Zucker SOM - Northwell NS	1	0.45%
Zucker SOM-Northwell Mather Hosp-NY	1	0.45%
Zucker SOM-Northwell Staten Island Univ-NY	1	0.45%
North Carolina	1	0.45%
New Hanover Regional Medical Center	1	0.45%
Ohio	10	4.55%
Case Western/University Hospitals Cleveland Medical Center	1	0.45%
Cleveland Clinic Foundation	2	0.91%
Fairfield Medical Center	1	0.45%
Ohio Health Doctors Hospital	2	0.91%
St. Joseph Warren Hospital	1	0.45%
Summa Medical Education	1	0.45%
University Hosps Osteo Consortium-OH	1	0.45%
Wright Patterson AFB	1	0.45%
Oklahoma	1	0.45%
U Oklahoma COM-OK City	1	0.45%
Oregon	4	1.82%
Legacy Emanuel/Good Samaritan	2	0.91%
Oregon Health & Science University	1	0.45%
Providence Health	1	0.45%
Pennsylvania	7	3.18%
Albert Einstein Medical Center	1	0.45%
Geisinger Health System	1	0.45%
Penn State Hershey Medical Center	4	1.82%
UPMC Shadyside Hospital	1	0.45%
Rhode Island	2	0.91%

Location/Program	Total	% of Total
Kent Hospital	2	0.91%
South Carolina	2	0.91%
Medical University of South Carolina	1	0.45%
Palmetto Health	1	0.45%
Texas	11	5.00%
Baylor Scott & White Health	1	0.45%
Baylor University Medical Center	1	0.45%
Medical City Fort Worth	1	0.45%
San Antonio Military Medical Center	1	0.45%
Texas Institute for Graduate Medical Education and Research	1	0.45%
University of Texas at Austin Dell Medical School	2	0.91%
University of Texas Health Sciences Campus – San Antonio	1	0.45%
University of Texas Medical School -Houston	2	0.91%
University of Texas Southwestern Medical School	1	0.45%
Virginia	1	0.45%
Virginia Commonwealth University Health System	1	0.45%
Washington	1	0.45%
University of Washington Affiliated Hospitals	1	0.45%
Grand Total	220	100.00%

College of Osteopathic Medicine of the Pacific (Lebanon Campus)

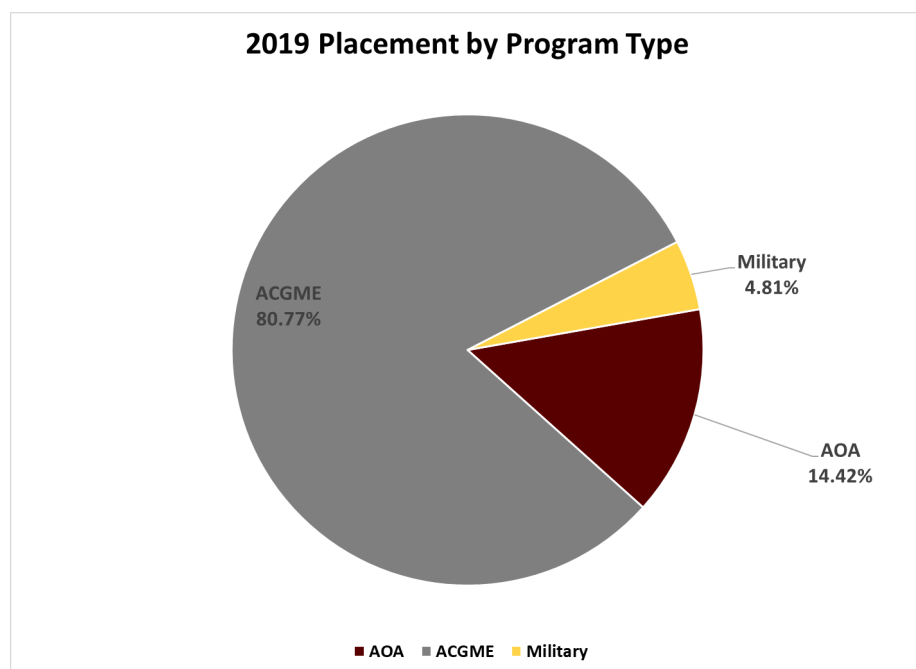
Placement Rates (2015 to 2019)

Class	Total Graduates	Placement Rate
DONW Class of 2019	104	100%
DONW Class of 2018	102	100%
DONW Class of 2017	95	100%
DONW Class of 2016	105	100%
DONW Class of 2015	96	100%

Class of 2019 Placement Rates

The DONW class of 2019 is comprised of 104 students, none of whom deferred their placement to the 2020 cycle. The chart below details the placement rate for the 104 DONW 2019 students that participated in the 2019 cycle by program/placement type.

Program	2019
AOA	15
ACGME	84
Military	5
SF Match	0
Did Not Place	0
Total Placed:	104
Placement Rate:	100%



Choice

Of the 104 students who placed after their participation in a match program in 2019, 101 placed into a residency program. Seventeen students (17%) opted not to answer a survey question about if their placement was their first choice or one of their top three choices. Of the 84 students that responded, 52 (62%) stated that their placement was their first choice and 24 (29%) stated that their placement was one of their top three choices. Only eight (10%) students responded that their placement was not one of their top three choices.

Placement by Specialty

Specialty	Total Placed	% of Total
Anesthesiology	2	1.92%
Child Neurology	1	0.96%
Dermatology	4	3.85%
Diagnostic Radiology	1	0.96%
Emergency Medicine	18	17.31%
Family Medicine	24	23.08%
Family Medicine/Osteopathic Neuromusculoskeletal Medicine	1	0.96%
Family Medicine/Preventative Medicine	1	0.96%
Family Medicine/Rural Medicine	1	0.96%
Internal Medicine	21	20.19%
Internal Medicine/Pediatrics	1	0.96%
Interventional Radiology	1	0.96%
Neurology	3	2.88%
Obstetrics and Gynecology	3	2.88%
Pathology, Anatomic and Clinical	3	2.88%
Pediatrics	7	6.73%
Physical Medicine and Rehabilitation	2	1.92%
Psychiatry	5	4.81%
Surgery-General	2	1.92%
Traditional Rotating Internship	1	0.96%
Preliminary Year – Surgery	2	1.92%
Total:	104	
Total Primary Care*:	56	
Primary Care %:	54%	

**Based on HRSA definition of primary care specialties.*

Placement by Location/Program

Location/Program	Total	% of Total
Arizona	5	4.81%
Canyon Vista Medical Center	3	2.88%
Honor Health	1	0.96%
University of Arizona College of Medicine - Tucson	1	0.96%
California	14	13.46%
Community Memorial Health System	1	0.96%
Desert Regional Medical Center	1	0.96%
Eisenhower Medical Center	1	0.96%
Harbor-UCLA Medical Center	1	0.96%
Hemet Valley Medical Center	1	0.96%
Kaiser Permanente - Pasadena	1	0.96%
Loma Linda University Medical Center	2	1.92%
Marian Regional Medical Center	1	0.96%
UC Davis Medical Center	1	0.96%
University of California, San Francisco - Fresno	1	0.96%
UHS So California Med Ed Consortium	3	2.88%
Colorado	1	0.96%
Parkview Medical Center	1	0.96%
Florida	2	1.92%
Memorial Healthcare System	1	0.96%
St. Petersburg General Hospital	1	0.96%
Idaho	4	3.85%
Bingham Memorial Medical Center	2	1.92%
Family Medicine Residency of Idaho - Boise	1	0.96%
Family Medicine Residency of Idaho - Caldwell	1	0.96%
Illinois	3	2.88%
Presence Resurrection Medical Center	1	0.96%
SIU School of Medicine Family Medicine Residency	1	0.96%
University of Illinois College of Medicine at Peoria	1	0.96%
Indiana	1	0.96%
Community Health Network	1	0.96%
Kansas	2	1.92%
Kansas University Medical Center	1	0.96%
University of Kansas School of Medicine	1	0.96%
Kentucky	1	0.96%
University of Louisville	1	0.96%
Maine	1	0.96%
Northern Light Eastern Maine Medical Center	1	0.96%
Maryland	1	0.96%
The Greater Baltimore Medical Center	1	0.96%
Massachusetts	2	1.92%
University of Massachusetts	1	0.96%

Location/Program	Total	% of Total
University of Massachusetts Medical Center - Baystate	1	0.96%
Michigan	11	10.58%
Ascension Macomb-Oakland Hospital	1	0.96%
Beaumont Health	3	2.88%
Central Michigan University	1	0.96%
Henry Ford Allegiance Health	1	0.96%
McLaren Bay Region	1	0.96%
St. Joseph Mercy Livingston	1	0.96%
University of Michigan	1	0.96%
Western Michigan University Stryker School of Medicine	2	1.92%
Minnesota	3	2.88%
Hennepin County Medical Center	1	0.96%
University of Minnesota Medical School	2	1.92%
Mississippi	1	0.96%
Keesler Medical Center AFB	1	0.96%
Nebraska	1	0.96%
University of Nebraska Medical Center	1	0.96%
Nevada	1	0.96%
UNLV/Nellis Air Force Base	1	0.96%
New Jersey	2	1.92%
Hackensack University Medical Center	1	0.96%
Rowan University School of Medicine	1	0.96%
New York	2	1.92%
University of Rochester Medical Center/Strong Memorial	2	1.92%
Ohio	3	2.88%
Adena Health System	1	0.96%
Kettering Medical Center	1	0.96%
Nationwide Children's Hospital	1	0.96%
Oklahoma	1	0.96%
Norman Regional Health System	1	0.96%
Oregon	17	16.35%
Good Samaritan Regional Medical Center	7	6.73%
Legacy Emanuel/Good Samaritan	1	0.96%
Oregon Health & Science University	4	3.85%
Oregon Health & Science University/Cascades East	1	0.96%
Providence Milwaukie Hospital	2	1.92%
Providence St. Vincent	2	1.92%
Pennsylvania	1	0.96%
Washington Health System	1	0.96%
South Carolina	1	0.96%
Palmetto Health	1	0.96%
Texas	2	1.92%
Brooke Army Medical Center	1	0.96%
University of Texas Southwestern Medical School	1	0.96%
Utah	2	1.92%

Location/Program	Total	% of Total
University of Utah	2	1.92%
Virginia	3	2.88%
Carilion Clinic	2	1.92%
LewisGale Hospital Montgomery	1	0.96%
Washington	13	12.50%
Community Health Care	1	0.96%
East Pierce Family Medicine Residency	1	0.96%
Madigan Army Medical Center	1	0.96%
PeaceHealth Southwest Medical Center	1	0.96%
Providence Sacred Heart Medical Center	1	0.96%
Providence St. Peter Hospital	1	0.96%
Skagit Regional Health	1	0.96%
Trios Health	1	0.96%
Trios Southridge Hospital	2	1.92%
University of Washington Affiliated Hospitals	1	0.96%
Virginia Mason Medical Center	2	1.92%
Wisconsin	2	1.92%
University of Wisconsin Hospitals and Clinics	2	1.92%
Wyoming	1	0.96%
University of Wyoming, Cheyenne	1	0.96%
Grand Total	104	100.00%